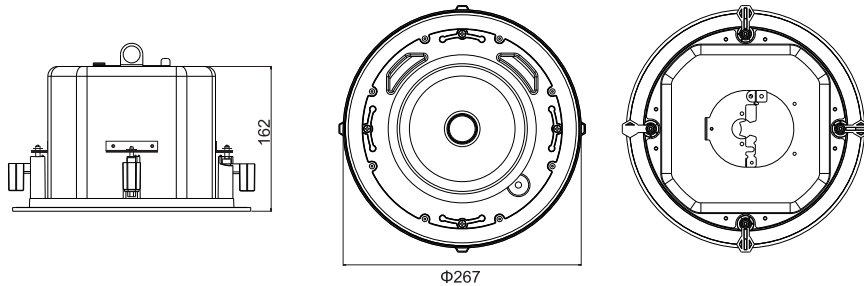


OUTSIDE DRAWING




Ceiling Speaker

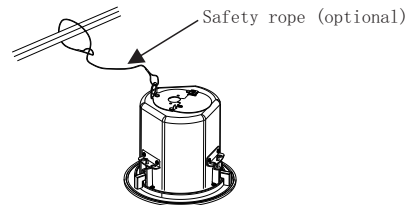
OPERATING MANUAL

MOUNTING SIDE TYPE:

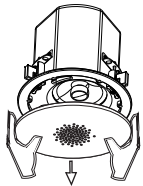
1. Cut a 240mm hole in the ceiling.



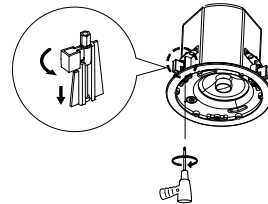
2. Secure the safety rope to the rebar or bolt near the horn opening to prevent the horn from falling.



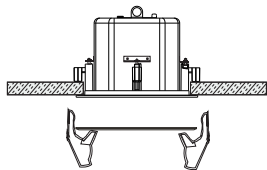
3. Remove the product mesh.



4. Connect the audio signal cable, install the product on the ceiling according to the pre-opened hole, and screw to fix the tongue to the ceiling.



5. Reinstall the net.



(Appearance is for reference only, see the physical)

Manufacturer: Guangzhou Ruifeng Digital Technology Co., LTD
Address: No. 10, Shiliou Section, Lian Road, Shiliou Town, Panyu District, Guangzhou City

TOP SUCTION SPEAKER SYSTEM

Series application

A place in a store, department store, school, office, hotel, restaurant

Product features

The surface uses beautiful black coating and white net cover, fashion exquisite appearance can be with modern

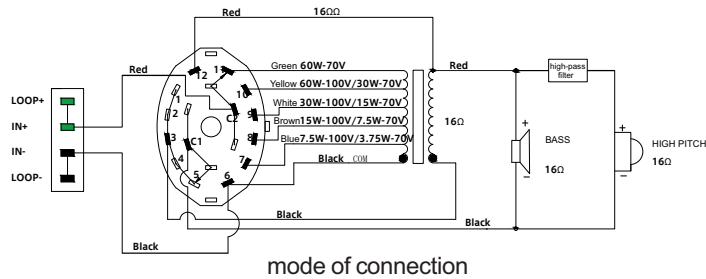
The interior decoration is perfectly integrated to complement each other.

The panel is made of high strength ABS material, and the back shell is made of metal process, which is strong and reliable.

The internal design of the system can provide professional sound performance, reflecting extraordinary voice and Music reproduction effect.

Simple and convenient power setting, easy operation. Suitable for many occasions.

Schematic diagram



Technical specification

Frequency Response	90Hz ~ 20kHz
Sensitivity (1W/1M)	90dB
Nominal Resistance	1.3kΩ/667Ω/333Ω/167Ω (100V) 1.3kΩ/667Ω/333Ω/167Ω/83Ω (70V)
Rated Power	60W
Power Tap	7.5W/15W/30W/60W (100V) 3.75W/7.5W/15W/30W/60W (70V)
SPL	107dB
Size	Φ267 x 162mm
Weight	3.44kg

Product curve diagram

